


**Down Syndrome  
Association of NSW**

**ABN 39 023 586 389**

Financial report  
For the year ended 30 June 2018



## TABLE OF CONTENTS

### Financial report

Statement of profit or loss and other comprehensive income .....	1
Statement of financial position .....	2
Statement of changes in members funds .....	3
Statement of cash flows .....	4
Notes to financial statements .....	5 - 13
Statement by members of the Board .....	14
Independent auditor's report .....	15 - 18
Auditor's independence declaration .....	19




**DOWN SYNDROME ASSOCIATION OF NSW**  
**ABN 39 023 586 389**

**STATEMENT OF PROFIT OR LOSS AND OTHER COMPREHENSIVE INCOME**  
**FOR THE YEAR ENDED 30 JUNE 2018**

	Note	2018 \$	2017 \$
<b>Revenue</b>	2	<b>796,157</b>	<b>819,325</b>
<b>Less: expenses</b>			
Employee benefits expense	3	(508,103)	(466,771)
Occupancy expense		(78,695)	(74,342)
Advertising expense		(44,092)	(44,344)
Fundraising activities and functions		(42,532)	(61,399)
Accounting		(40,259)	(47,115)
Room and space hire		(36,255)	(28,029)
Insurance		(10,789)	(11,700)
IT support & maintenance		(10,512)	(16,043)
Telephone & internet		(9,634)	(16,555)
Repairs and maintenance		(7,902)	(8,478)
Depreciation expense	3	(6,320)	(8,540)
Workers compensation insurance		(3,797)	(4,649)
Other expenses		(166,707)	(107,164)
Contractors		-	(1,992)
		<b>(965,597)</b>	<b>(897,121)</b>
<b>Deficit for the year</b>		<b>(169,440)</b>	<b>(77,796)</b>

The accompanying notes form part of these financial statements.



**DOWN SYNDROME ASSOCIATION OF NSW**  
**ABN 39 023 586 389**

**STATEMENT OF FINANCIAL POSITION**  
**AS AT 30 JUNE 2018**

	Note	2018 \$	2017 \$
<b>Current assets</b>			
Cash and cash equivalents	4	110,284	258,383
Receivables	5	58,595	68,065
Receivables	6	738,881	749,399
<b>Total current assets</b>		<b>907,760</b>	<b>1,075,847</b>
<b>Non-current assets</b>			
Other financial assets	6	23,657	23,657
Plant and equipment	7	3,199	8,537
<b>Total non-current assets</b>		<b>26,856</b>	<b>32,194</b>
<b>Total assets</b>		<b>934,616</b>	<b>1,108,041</b>
<b>Current liabilities</b>			
Payables		141,013	54,399
Borrowings	8	-	301
Provisions	9	51,475	25,803
Deferred income		5,759	126,500
<b>Total current liabilities</b>		<b>198,247</b>	<b>207,003</b>
<b>Non-current liabilities</b>			
Provisions	9	7,328	2,557
<b>Total non-current liabilities</b>		<b>7,328</b>	<b>2,557</b>
<b>Total liabilities</b>		<b>205,575</b>	<b>209,560</b>
<b>Net assets</b>		<b>729,041</b>	<b>898,481</b>
<b>Members funds</b>			
Accumulated surplus		729,041	898,481
<b>Total members funds</b>		<b>729,041</b>	<b>898,481</b>

The accompanying notes form part of these financial statements.






**DOWN SYNDROME ASSOCIATION OF NSW  
ABN 39 023 586 389**

**STATEMENT OF CHANGES IN MEMBERS FUNDS  
FOR THE YEAR ENDED 30 JUNE 2018**

	<b>Accumulated surplus \$</b>	<b>Total equity \$</b>
<b>Balance as at 1 July 2016</b>	976,277	976,277
Deficit for the year	(77,796)	(77,796)
<b>Balance as at 1 July 2017</b>	<b>898,481</b>	<b>898,481</b>
Deficit for the year	(169,440)	(169,440)
<b>Balance as at 30 June 2018</b>	<b>729,041</b>	<b>729,041</b>

The accompanying notes form part of these financial statements.



**DOWN SYNDROME ASSOCIATION OF NSW  
ABN 39 023 586 389**

**STATEMENT OF CASH FLOWS  
FOR THE YEAR ENDED 30 JUNE 2018**

	Note	2018 \$	2017 \$
<b>Cash flow from operating activities</b>			
Cash receipts from customers		611,906	714,325
Cash paid to suppliers and employees		(773,320)	(864,451)
Interest received		4,079	6,728
<b>Net cash used in operating activities</b>		<b>(157,335)</b>	<b>(143,398)</b>
<b>Cash flow from investing activities</b>			
Payment for property, plant and equipment		(981)	-
Proceeds from sale of plant and equipment		-	165
Payment for perpetual funds		10,518	(749,399)
<b>Net cash provided by/ (used in) investing activities</b>		<b>9,537</b>	<b>(749,234)</b>
<b>Cash flow from financing activities</b>			
Repayment of borrowings		(301)	(1,771)
<b>Net cash used in financing activities</b>		<b>(301)</b>	<b>(1,771)</b>
<b>Reconciliation of cash</b>			
Cash at beginning of the financial year		258,383	1,152,786
Net decrease in cash held		(148,099)	(894,403)
<b>Cash at end of financial year</b>	4	<b>110,284</b>	<b>258,383</b>

The accompanying notes form part of these financial statements.



**DOWN SYNDROME ASSOCIATION OF NSW**  
**ABN 39 023 586 389**

**NOTES TO FINANCIAL STATEMENTS**  
**FOR THE YEAR ENDED 30 JUNE 2018**

Down Syndrome Association of NSW is an association domiciled in New South Wales and was established on 1 January 1980. The address of the Association's registered office is Level 6, 410 Church Street, Parramatta NSW 2150.

**NOTE 1: STATEMENT OF SIGNIFICANT ACCOUNTING POLICIES**

This financial report is a special purpose financial report prepared in order to satisfy the financial report preparation requirements of the *Associations Incorporation Act 2009* and the *Australian Charities and Not-for-profits Commission Act 2012*. The Board has determined that the association is not a reporting entity. Down Syndrome Association of NSW is a not-for-profit entity for the purpose of preparing the financial statements.

The financial report has been prepared in accordance with the requirements of the *Associations Incorporation Act 2009*, the *Australian Charities and Not-for-profits Commission Act 2012* and the following Accounting Standards:

AASB 101:	Presentation of Financial Statements
AASB 107:	Statement of Cash Flows
AASB 1048:	Interpretation and Application of Standards
AASB 1054:	Australian Additional Disclosures

The following specific accounting policies, which are consistent with the previous period unless otherwise stated, have been adopted in the preparation of this report:

**(a) Basis of preparation of the financial report**

*Historical Cost Convention*

The financial report has been prepared under the historical cost convention, as modified by revaluations to fair value for certain classes of assets and liabilities as described in the accounting policies.

**(b) New Standards and interpretations not yet adopted**

At the date of authorisation of the financial report, the following relevant Standards and Interpretations were issued but not yet effective:

- AASB 9 *Financial Instruments* was issued in December 2014 and addresses recognition and measurement requirements for financial assets and financial liabilities and impairment requirements that introduce an expected credit loss impairment model. This standard becomes mandatory for the Association's 30 June 2019 financial statements.
- AASB 15 *Revenue from Contracts with Customers* was issued in December 2014 and provides a single comprehensive model for revenue recognition based on the satisfaction of performance obligations and additional disclosures about revenue. It replaces AASB 118 *Revenue and related interpretations*. This standard will become mandatory for the Association's 30 June 2020 financial statements.



**DOWN SYNDROME ASSOCIATION OF NSW  
ABN 39 023 586 389**

**NOTES TO FINANCIAL STATEMENTS  
FOR THE YEAR ENDED 30 JUNE 2018**

**NOTE 1: STATEMENT OF SIGNIFICANT ACCOUNTING POLICIES (CONTINUED)**

**(b) New Standards and interpretations not yet adopted (continued)**

- AASB 1058 *Income of Not-for-Profit Entities* was issued in December 2016. The standard clarifies and simplifies income recognition requirements that apply to not-for-profit entities, in conjunction with AASB 15 above. It replaces AASB 1004 *Contributions*. This standard will become mandatory for the Association's 30 June 2020 financial statements.
- AASB 16 *Leases* was issued in February 2016 and introduced changes to lessee accounting. It requires a lessee to recognise a right-of-use asset representing its rights to use the underlying lease asset and a lease liability representing its obligations to make lease payments other than short-term leases or leases of low-value assets on statement of financial position. This will replace the operating/finance lease distinction and accounting requirements prescribed in AASB 117 *Leases*. This standard will become mandatory for the Association's 30 June 2020 financial statements.

AASB 9, AASB 15, AASB 1058 and AASB 16 are available for early adoption but have not been applied by the Association in this financial report.

The impact on the financial statements of the Association on adoption of the above standards is currently being assessed.

**(c) Revenue**

Revenue from sale of goods is recognised when the significant risks and rewards of ownership of the goods have passed to the buyer and the costs incurred or to be incurred in respect of the transaction can be measured reliably. Risks and rewards of ownership are considered passed to the buyer at the time of delivery of the goods to the customer.

Membership fees are recognised as revenue when no significant uncertainty as to its collectability exists, if the fee relates only to membership and all other services or products are paid for separately, or if there is a separate annual subscription. Membership fees are recognised on a basis that reflects the timing, nature and value of the benefit provided if the fee entitles the member to services or publications to be provided during the membership period, or to purchase goods or services at prices lower than those charged to non-members.

Revenue from organising and hosting events is recognised in the period in which the events are held.

Interest revenue is recognised when it becomes receivable on a proportional basis taking in to account the interest rates applicable to the financial assets.

All revenue is measured net of the amount of goods and services tax (GST).





**DOWN SYNDROME ASSOCIATION OF NSW  
ABN 39 023 586 389**

**NOTES TO FINANCIAL STATEMENTS  
FOR THE YEAR ENDED 30 JUNE 2018**

**NOTE 1: STATEMENT OF SIGNIFICANT ACCOUNTING POLICIES (CONTINUED)**

**(d) Contributions - Government Grants and Donations**

A non-reciprocal contribution or grant is recognised when the entity obtains control of the contribution or grant and it is probable that the economic benefits will flow to the entity, and the amount of the contribution or grant can be measured reliably.

If conditions attached to the contribution or grant that must be satisfied before the entity is eligible to receive the contribution, recognition of contribution or income is deferred until those conditions are met.

A non-reciprocal donation is recognised when the right to receive a donation has been established and received.

**(e) Income tax**

No provision for income tax has been raised as the association is exempt from income tax under Division 50 of the *Income Tax Assessment Act 1997*.

**(f) Cash and cash equivalents**

Cash and cash equivalents include cash on hand and at banks, short-term deposits with an original maturity of three months or less held at call with financial institutions, and bank overdrafts. Bank overdrafts are shown within borrowings in current liabilities in the statement of financial position.

**(g) Plant and equipment**

Each class of plant and equipment is carried at cost less, where applicable, any accumulated depreciation and any accumulated impairment losses.

*Plant and equipment*

Plant and equipment is measured on the cost basis.

*Depreciation*

The depreciable amount of all plant and equipment is depreciated over their estimated useful lives commencing from the time the asset is held ready for use.

**(h) Leases**

Leases are classified at their inception as either operating or finance leases based on the economic substance of the agreement so as to reflect the risks and benefits incidental to ownership.



**DOWN SYNDROME ASSOCIATION OF NSW  
ABN 39 023 586 389**

**NOTES TO FINANCIAL STATEMENTS  
FOR THE YEAR ENDED 30 JUNE 2018**

**NOTE 1: STATEMENT OF SIGNIFICANT ACCOUNTING POLICIES (CONTINUED)**

**(h) Leases (continued)**

*Operating leases*

Lease payments for operating leases, where substantially all the risks and benefits remain with the lessor, are recognised as an expense on a straight-line basis over the term of the lease.

Lease incentives received under operating leases are recognised as a liability and amortised on a straight-line basis over the life of the lease term.

**(i) Employee benefits**

*(i) Short-term employee benefit obligations*

Liabilities arising in respect of wages and salaries, annual leave, accumulated sick leave and any other employee benefits (other than termination benefits) expected to be settled wholly before twelve months after the end of the annual reporting period are measured at the (undiscounted) amounts based on remuneration rates which are expected to be paid when the liability is settled. The expected cost of short-term employee benefits in the form of compensated absences such as annual leave and accumulated sick leave is recognised in the provision for employee benefits. All other short-term employee benefit obligations are presented as payables in the statement of financial position.

*(ii) Long-term employee benefit obligations*

The provision for other long-term employee benefits, including obligations for long service leave and annual leave, which are not expected to be settled wholly before twelve months after the end of the reporting period, are measured at the present value of the estimated future cash outflow to be made in respect of the services provided by employees up to the reporting date. Expected future payments incorporate anticipated future wage and salary levels, durations of service and employee turnover, and are discounted at rates determined by reference to market yields at the end of the reporting period on high quality corporate bonds that have maturity dates that approximate the terms of the obligations. Any remeasurements for changes in assumptions of obligations for other long-term employee benefits are recognised in profit or loss in the periods in which the change occurs.

Other long-term employee benefit obligations are presented as current liabilities in the statement of financial position if the entity does not have an unconditional right to defer settlement for at least twelve months after the reporting date, regardless of when the actual settlement is expected to occur. All other long-term employee benefit obligations are presented as non-current liabilities in the statement of financial position.



NOTES TO FINANCIAL STATEMENTS  
FOR THE YEAR ENDED 30 JUNE 2018

**NOTE 1: STATEMENT OF SIGNIFICANT ACCOUNTING POLICIES (CONTINUED)**

**(j) Financial Instruments**

Financial assets and liabilities are offset and the net amount presented in the statement of financial position when, and only when, the association has a legal right to offset the amounts and intends either to settle on a net basis or to realise the asset and settle the liability simultaneously. The association has no derivative financial assets or liabilities.

***Non-derivate financial liabilities***

The association initially recognises financial liabilities on the date at which it becomes a party to the contractual provisions of the instrument. The association derecognises financial liability when its contractual obligations are discharged or cancelled or expire. The association has the following non-derivative financial liabilities: trade and other payables. These financial liabilities are recognised initially at fair value plus any directly attributable transaction costs. Subsequent to initial recognition these financial liabilities are measured at amortised cost using the effective interest rate method.

***Non-derivate financial assets***

The association initially recognises financial assets on the date at which the association becomes a party to the contractual provisions of the instrument.

Financial assets are initially measured at fair value. The association subsequently measures financial assets at either fair value or amortised cost.

The association derecognises a financial asset when the contractual rights to the cash flows from the asset expire, or it transfers the rights to receive the contractual cash flows on the financial asset in a transaction in which substantially all the risks and rewards of ownership of the financial asset are transferred. Any interest in transferred financial assets that is created or retained by the association is recognised as a separate asset or liability.


On initial recognition, the association classifies its financial assets as subsequently measured at either amortised cost or fair value, depending on its business model for managing the financial assets and the contractual cash flow characteristics of the financial assets.

***Financial assets subsequently measured at amortised cost***

A financial asset is subsequently measured at amortised cost using the effective interest method and net of any impairment loss, if:

- the asset is held within a business model with an objective to hold assets in order to collect contractual cash flows; and
- the contractual terms of the financial asset give rise, on specified dates, to cash flows that are solely payments of principal and interest.

Financial assets subsequently measured at amortised cost comprise cash and cash equivalents, held-to-maturity investments, and trade and other receivables. All changes in value are recognised in surplus or deficit.



**DOWN SYNDROME ASSOCIATION OF NSW  
ABN 39 023 586 389**

**NOTES TO FINANCIAL STATEMENTS  
FOR THE YEAR ENDED 30 JUNE 2018**

**NOTE 1: STATEMENT OF SIGNIFICANT ACCOUNTING POLICIES (CONTINUED)**

**(j) Financial Instruments (continued)**

*Financial assets subsequently measured at fair value through surplus or deficit*


Financial assets subsequently measured at fair value through surplus or deficit include financial assets that are either classified as held for trading or that meet certain conditions and are designated at fair value through surplus or deficit upon initial recognition.

Assets in this category are measured at fair value with gains or losses recognised in surplus or deficit. The fair values of financial assets in this category are determined by reference to active market transactions or using a valuation technique where no active market exists.

In the remainder of the notes, assets in this category is referred to as "financial assets as fair value or surplus or deficit".

**(k) Comparatives**

Where necessary, comparative information has been reclassified and repositioned for consistency with current year disclosures.





**DOWN SYNDROME ASSOCIATION OF NSW**  
**ABN 39 023 586 389**

**NOTES TO FINANCIAL STATEMENTS**  
**FOR THE YEAR ENDED 30 JUNE 2018**

	<b>2018</b>	<b>2017</b>
	\$	\$
<b>NOTE 2: REVENUE</b>		
Donations, bequests and fundraising	379,663	331,425
Grants	342,323	429,009
Gain on perpetual investments	59,016	43,233
Sale of goods	10,167	8,930
Interest income	4,079	6,728
Contractors	909	-
	<b>796,157</b>	<b>819,325</b>

**NOTE 3: OPERATING SURPLUS**

Deficit has been determined after:

**Depreciation**

- office furniture and equipment	6,319	8,540
----------------------------------	-------	-------

**Bad debts**

- Doubtful debts (reversal)/ provision	-	(12,000)
--	---	----------

- Bad debts write-off	-	6,664
-----------------------	---	-------

- Foreign currency translation losses	-	11
---------------------------------------	---	----

**Employee benefits:**

- Wages and salaries	431,690	432,424
----------------------	---------	---------

- Other employee benefits	76,413	34,347
---------------------------	--------	--------

	<b>508,103</b>	<b>466,771</b>
--	----------------	----------------

Remuneration of auditors for:

Audit and assurance services


- Audit or review of the financial report	7,000	5,000
---	-------	-------

**NOTE 4: CASH AND CASH EQUIVALENTS**

Cash at bank	110,074	258,343
--------------	---------	---------

Other cash	210	40
------------	-----	----

	<b>110,284</b>	<b>258,383</b>
--	----------------	----------------



**DOWN SYNDROME ASSOCIATION OF NSW  
ABN 39 023 586 389**

**NOTES TO FINANCIAL STATEMENTS  
FOR THE YEAR ENDED 30 JUNE 2018**

	<b>2018</b>	<b>2017</b>
	<b>\$</b>	<b>\$</b>
<b>NOTE 5: RECEIVABLES</b>		
<b>CURRENT</b>		
Trade debtors	2,570	2,575
Impairment loss	-	-
	<b>2,570</b>	<b>2,575</b>
 Other receivables	 56,025	 65,490
	<b>58,595</b>	<b>68,065</b>

**NOTE 6: OTHER FINANCIAL ASSETS**

Other Financial Assets include the following investments:

**CURRENT**


Investments – Perpetual fund	738,881	749,399
------------------------------	---------	---------

**NON CURRENT**

*Held-to-maturity investment*

Term deposit with financial institution	23,657	23,657
---	--------	--------

The term deposit is security for the lease of a rental property.



**DOWN SYNDROME ASSOCIATION OF NSW**  
**ABN 39 023 586 389**

**NOTES TO FINANCIAL STATEMENTS**  
**FOR THE YEAR ENDED 30 JUNE 2018**

	2018	2017
	\$	\$
<b>NOTE 7: PLANT AND EQUIPMENT</b>		
<b>Plant and equipment</b>		
Office equipment at cost	37,777	37,777
Accumulated depreciation	(35,466)	(32,566)
	2,311	5,211
Computer equipment at cost	32,326	31,345
Accumulated depreciation	(31,438)	(28,019)
	888	3,326
Total plant and equipment	3,199	8,537

**NOTE 8: BORROWINGS**

**CURRENT**

*Secured liabilities*

Bank overdraft	-	301
----------------	---	-----

**NOTE 9: PROVISIONS**

**CURRENT**

Employee benefits	(a)	51,475	25,803
-------------------	-----	--------	--------

**NON CURRENT**

Employee benefits	(a)	7,328	2,557
-------------------	-----	-------	-------

<b>(a) Aggregate employee benefits liability</b>		<b>58,803</b>	<b>28,360</b>
--	--	---------------	---------------


**NOTE 10: CHARITABLE FUNDRAISING ACT DISCLOSURES**

**Details of Aggregate Gross Income and Expenditure of Fundraising Appeals**

Donations, bequests and fundraising income	379,663	331,425
Total expenditure for fundraising events	(42,532)	(61,399)
Wages	(39,360)	(31,768)
	<b>297,771</b>	<b>238,258</b>

**NOTE 11: SUBSEQUENT EVENTS**

There have been no events subsequent to the statement of financial position date, which would have a material effect on the Association's financial statements at 30 June 2018.




The Board has determined that the association is not a reporting entity and that this special purpose financial report should be prepared in accordance with the *Associations Incorporation Act 2009*, the *Australian Charities and Not-for-profits Commission Act 2012*, the *Charitable Fundraising Act 1991* and accounting policies outlined in Note 1 to the financial statements.

In the opinion of the Board the financial report as set out on pages 1 - 13:


1. Presents fairly the financial position of Down Syndrome Association of NSW as at 30 June 2018 and performance for the year ended on that date.
2. At the date of this statement, there are reasonable grounds to believe that Down Syndrome Association of NSW will be able to pay its debts as and when they become due and payable.
3. Pursuant to Schedule 1, Section 7(3) of the *NSW Charitable Fundraising Regulations 2015*;  
(a) the Statement of Profit and Loss and Other Comprehensive Income is drawn up so as to give a true and fair view of income and expenditure of the association for the year ended 30 June 2018 with respect to fundraising appeals;  
(b) the Statement of Financial Position is drawn up so as to give a true and fair view of the state of affairs of the association as at 30 June 2018 with respect to the fundraising appeals;  
(c) the provisions of the *Charitable Fundraising Act 1991* and the regulations under the Act and the conditions attached to the association have been complied with for the year ended 30 June 2018; and  
(d) the internal controls exercised by the association are appropriate and effective in accounting for all income received and applied by the association from any of the fundraising appeals.

This declaration is made in accordance with a resolution of the Board and is signed for and on behalf of the Board by:

President:

  
-- Select/enter name --

Member:

  
-- Select/enter name -- GREG SIMMONS

Dated this

24<sup>th</sup> day of October 2018

